















## Bricks Listening with Speaking 50 Level 1 Workbook

페이지	수정 전 (1쇄)	수정 후 (2쇄 반영 예정)
31p Unit 6 Dictation Practice	<p>Amy: Dad, _____ are these?</p> <p>Dad: They're _____.</p> <p>Amy, how many ducks can you _____?</p> <p>Amy: I can see _____ ducks.</p> <p>And what's <b>that</b>?</p> <p>Dad: It's a _____.</p> <p>ducks   what   seven   chicken   see</p>	<p>Amy: Dad, _____ are these?</p> <p>Dad: They're _____.</p> <p>Amy, how many ducks can you _____?</p> <p>Amy: I can see _____ ducks.</p> <p>And what's this?</p> <p>Dad: It's a _____.</p> <p>ducks   what   seven   chicken   see</p>
수정 사항: 지문 단어 변경 (that → this)		

## Bricks Listening with Speaking 50 Level 2 Workbook

페이지	수정 전 (1쇄)	수정 후 (2쇄 반영 예정)
23p Review 2	<p>● Listen and write. Then check ✓ where the hat is. ▶22</p> <p>Tom: Dad, _____ my hat?  <input type="checkbox"/></p> <p>Dad: It's _____ the sofa.  <input type="checkbox"/></p> <p>Tom: Is my _____ on the sofa, too?  <input type="checkbox"/></p> <p>Dad: No, it isn't. It's in the _____.</p> <p>Tom: Thanks, Dad!  <input type="checkbox"/></p> <p>on   jacket   where's   closet</p>	<p>● Listen and write. Then check ✓ where the hat is. ▶22</p> <p>May: Dad, _____ my hat?  <input type="checkbox"/></p> <p>Dad: It's _____ the sofa.  <input type="checkbox"/></p> <p>May: Is my _____ on the sofa, too?  <input type="checkbox"/></p> <p>Dad: No, it isn't. It's in the _____.</p> <p>May: Thanks, Dad!  <input type="checkbox"/></p> <p>on   jacket   where's   closet</p>
수정 사항: 화자 이름 변경 (Tom → May)		
25p Unit 5 Dialogue Practice 1	<p>• Look, read, and check V.</p> <p>3 What does she do?   <input type="checkbox"/> She's a cook.</p>	<p>• Look, read, and check V.</p> <p>3 What does she do?   <input type="checkbox"/> She's a chef.</p>
수정 사항: 단어 변경 (cook → chef)		
33p Review 3	<p>• Listen and write. Then check V where <b>Mary</b> is going.</p>	<p>• Listen and write. Then check V where <b>Alex</b> is going.</p>
수정 사항: 지시문 단어 변경 (Mary → Alex)		
43p Review 4	<p>● Listen and write. Then check ✓ what Liz wants. ▶43</p> <p>Dad: Liz, what do you _____ for the main dish?  <input type="checkbox"/></p> <p>Liz: I want _____.</p> <p>Dad: Do you want _____ for drinks?  <input type="checkbox"/></p> <p>Liz: _____, I do.</p> <p>Dad: <b>Than</b> let's order curry and soda.  <input type="checkbox"/></p> <p>curry   Yes   soda   want</p>	<p>● Listen and write. Then check ✓ what Liz wants. ▶43</p> <p>Dad: Liz, what do you _____ for the main dish?  <input type="checkbox"/></p> <p>Liz: I want _____.</p> <p>Dad: Do you want _____ for drinks?  <input type="checkbox"/></p> <p>Liz: _____, I do.</p> <p>Dad: Then let's order curry and soda.  <input type="checkbox"/></p> <p>curry   Yes   soda   want</p>
수정 사항: 오자 (Than → Then)		

페이지	수정 전 (1쇄)	수정 후 (2쇄 반영 예정)
<p>20p</p> <p>Review 1</p> <p>D, E번</p>	<p><b>D Listen and check ✓. ▶30</b></p>     <p><b>E Listen and choose. ▶31</b></p>      <p>20 Review 1</p>	<p><b>D Listen and check ✓. ▶30</b></p> <p>1 </p> <p>2 </p> <p>3 </p> <p>4 </p> <p><b>E Listen and choose. ▶31</b></p> <p>1 </p> <p>2 </p> <p>3 </p> <p>4 </p> <p>5 </p> <p>6 </p> <p>20 Review 1</p>
	수정 사항: 문항 번호 추가	